
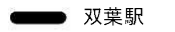
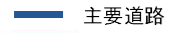

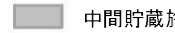
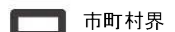
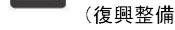


土地利用構想図

凡例1

-  JR常磐線
-  双葉駅
-  主要道路(国道、県道)
-  常磐自動車道
-  中間貯蔵施設予定地
-  市町村界
-  (復興整備計画のおおむねの区域)

凡例2

- | | |
|---|---|
|  |  |
|  |  |
|  |  |
| |  |
| |  |
| |  |

